



## myHealthcare Cost Estimator (myHCE)

*Your window to cost transparency and quality care*



myHealthcare Cost Estimator (myHCE) is an online tool that gives you easy access to the information you need to make informed health care decisions.

It combines information from your health plan with health care costs in your area. It also shows estimates based on the doctors and medical facilities you choose.

You can get a personalized estimate based on a location and medical provider. Our quality and cost efficiency measurements make sure that you get the best service at a reasonable price.

myHCE can help you through every step of your treatment. It allows you to find treatment options and learn about recommended care. You can even create and save a care path to track the appointments, tests and follow-up care related to your health needs.

*Instructions on accessing tool...*

You can begin using myHCE right away by visiting [www.umar.com](http://www.umar.com) and logging into your member site. The link to the Health Cost Estimate Tool will be under the **myHealthCenter** or **myCareManagement** tab.

- over -



A UnitedHealthcare Company

## Simple and easy to use

myHCE is user friendly. It's based on four key elements we call the **Four Ps**:

- **PROCEDURE:** Look up treatments and services specific to your needs with the easy-to-use search engine
- **PRICE:** Compare estimated prices of your treatment options to make a decision that fits your budget
- **PROVIDER:** View quality and efficiency measurements for participating providers
- **PLACE:** Locate providers in the area you choose and view maps and print directions

myHCE is also convenient. You can get your cost estimates from home or any other location with online access.

## How to use myHealthcare Cost Estimator (myHCE):

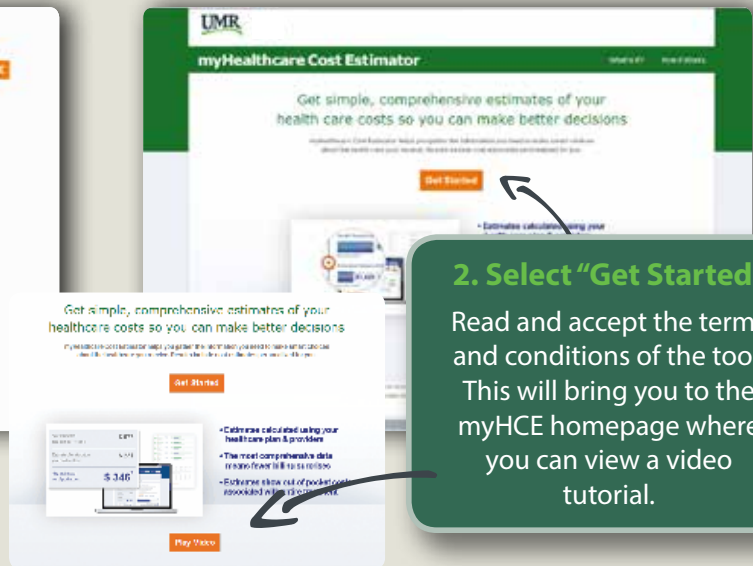
### 1. Confirm your preferred location

Personalize your estimate and provider options by confirming the ZIP code where you are seeking treatment.



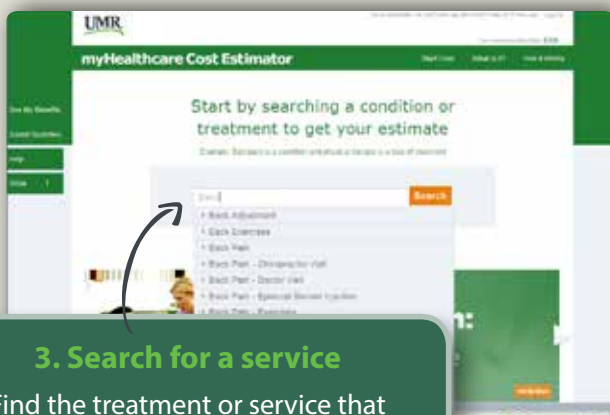
### 2. Select "Get Started"

Read and accept the terms and conditions of the tool. This will bring you to the myHCE homepage where you can view a video tutorial.



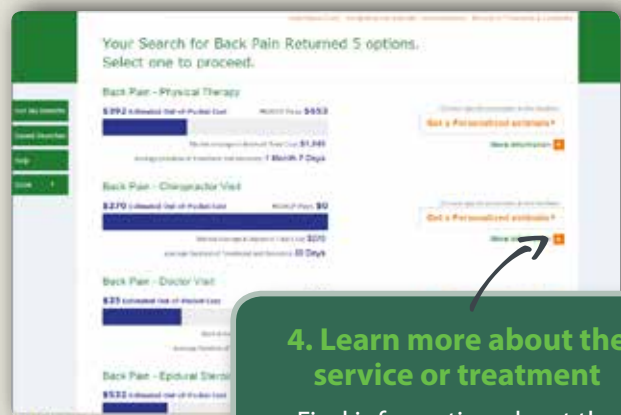
### 3. Search for a service

Find the treatment or service that applies to you by entering a search term and reviewing a list of options.



### 4. Learn more about the service or treatment

Find information about the risks, benefits and other details related to the service.



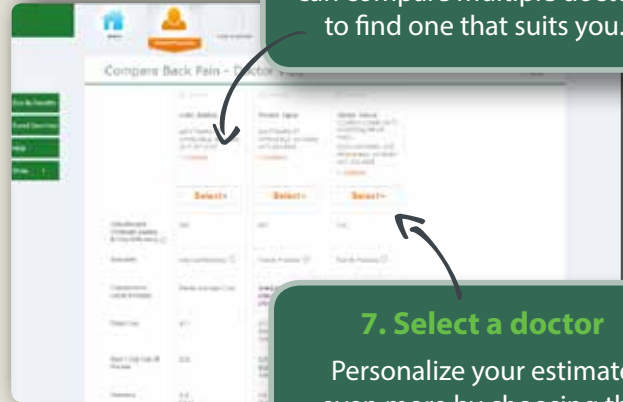
### 5. Get a quick service estimate

Select the service to get your quick estimate.



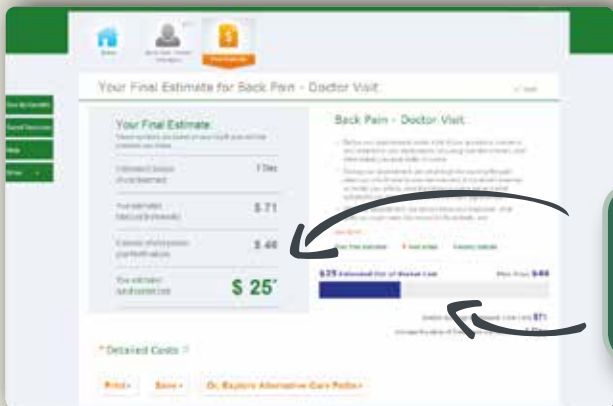
### 6. Research and compare doctors

Look for a doctor based on quality and cost information in your preferred location. You can compare multiple doctors to find one that suits you.



### 7. Select a doctor

Personalize your estimate even more by choosing the doctor that meets your needs.



Go to your UMR account to view previous account activity.

### 8. View your final cost estimate

You will now have an estimate based on your location, provider and remaining out-of-pocket cost.

## Take control of your personal health care costs

myHCE helps take the guesswork out of some very important health care decisions. It can also assist you in taking control of your personal health and wealth.

Feel at home making your cost estimates with myHCE! For more information, please call the customer service number on the back of your UMR ID card.

**Disclaimer:** This content is provided for information only and is not to be considered medical advice. All decisions about medical care should be made by the doctor and patient. Always refer to the plan document for specific benefit coverage or call the toll-free member phone number on the back of your health plan ID card.



A UnitedHealthcare Company